






























































## Cuánto supone la renta fija en la inversión financiera del seguro En % sobre el total

 ESPAÑA		77,26
 Bélgica		67,58
 Francia		64,71
 R. Checa		64,58
 Eslovaquia		63,18
 Italia		62,26
 Croacia		61,09
 Eslovenia		60,30
 Letonia		59,65
 Portugal		57,85
 Noruega		56,27
 Rumania		54,24
 Grecia		53,61
 Bulgaria		53,47
 Islandia		53,29
 Estonia		49,36
 Lituania		47,35
<b>TOTAL EUROPA</b>		<b>42,77</b>
 Hungría		42,74
 P. Bajos		41,42
 Austria		39,90
 Malta		37,26
 Alemania		37,10
 Polonia		35,45
 Suecia		35,34
 Finlandia		29,84
 Dinamarca		26,20
 Chipre		24,43
 R. Unido		22,19
 Irlanda		15,03
 Liechtenstein		3,44