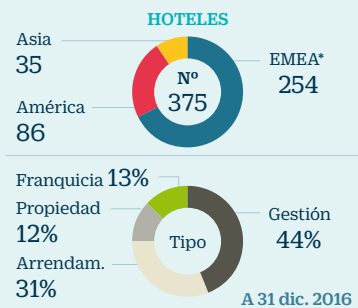
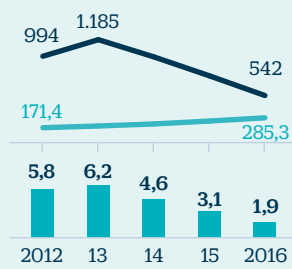


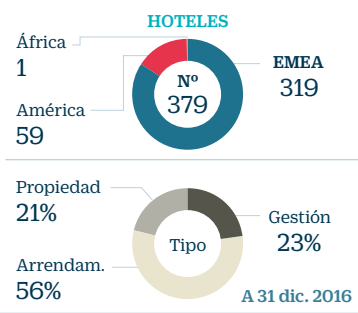
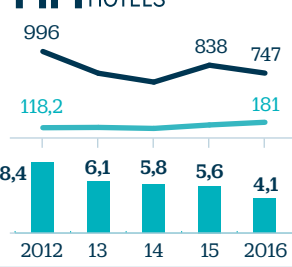
Grandes cadenas hoteleras

En millones de euros — Deuda — Ebitda — Relación deuda/ebitda

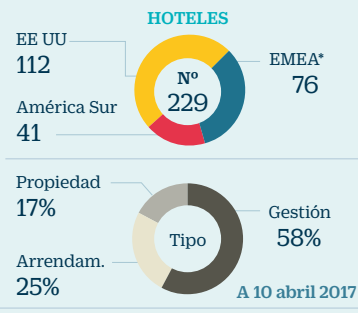
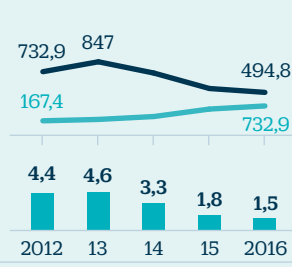
MELIÁ



nh HOTELS



Barceló



Las grandes cadenas hoteleras del mundo, en cifras

Posición	2016	2015	Logo	Cadena	País	Habitaciones		Hoteles	
						2016	2015	2016	2015
1	1	1		Marriott International	EE UU	1.164.668	759.330	5.952	4.424
2	2	2		Hilton	EE UU	796.440	753.777	4.875	4.556
3	3	3		IHG	Reino Unido	767.135	744.368	5.174	5.032
4	4	4		Wyndham Hotel Group	EE UU	697.607	678.042	8.035	7.812
5	5	5		Shanghai Jin Jiang	China	602.350	565.558	5.977	5.408
6	6	6		AccorHotels	Francia	583.161	511.517	4.144	3.873
7	7	7		Choice Hotels Int.	China	516.122	507.484	6.514	6.423
8	38	38		BTG Homeinns	China	373.560	35.428	3.402	170
9	10	10		China Lodging Group	China	331.347	278.843	3.269	2.763
10	9	9		Best Western	EE UU	293.059	293.589	3.677	3.745
11	47	47		HNA	China	228.948	30.000	1.385	90
16	17	17		Meliá	España	96.355	99.337	376	376
28	24	24		NH Hotel Group	España	58.472	58.655	379	378
34	29	29		Riu	España	43.902	44.883	95	103
42	44	44		Barceló	España	33.493	32.547	114	105
52	42	42		Iberostar	España	24.775	33.237	71	92
81	90	90		Hotusa	España	17.396	14.789	165	124
89	101	101		H10 Hotels	España	15.468	12.695	60	54