







































































# Remuneración estimada con cargo a los resultados del año

Empresa	Dividendo por acción (€)		Evolución del dividendo 2017/2018	Rent. por dividendo 2018
	2017	2018		
 ArcelorMittal	1,34	<b>1,36</b>		1,6%
 indra	0,55	<b>0,59</b>		1,1%
 CaixaBank	1,80	<b>1,85</b>		4,5%
 SIEMENS Gamesa	1,47	<b>1,53</b>		1,8%
 Colonial	0,14	<b>0,16</b>		3,1%
 Sabadell	1,00	<b>1,01</b>		4,0%
 cellnex	0,80	<b>0,83</b>		0,6%
 Bankia	0,92	<b>0,98</b>		3,7%
 GRIFOLS	1,30	<b>1,27</b>		1,6%
 INDITEX	0,32	<b>0,34</b>		2,9%
 MAPFRE	0,20	<b>0,21</b>		5,8%
 MERLIN	0,40	<b>0,41</b>		4,6%
 bankinter.	3,07	<b>3,13</b>		3,7%
 IAG	0,45	<b>0,51</b>		4,5%
 amadeus	0,27	<b>0,30</b>		1,9%
 MEDIASET	0,78	<b>0,82</b>		6,7%
 MELIÀ	0,14	<b>0,18</b>		1,4%
 RED ELÉCTRICA DE ESPAÑA	0,74	<b>0,77</b>		5,5%
 BBVA	0,46	<b>0,47</b>		3,8%
 abertis	0,06	<b>0,07</b>		4,5%
 aena	0,22	<b>0,23</b>		3,1%
 IBERDROLA	1,20	<b>1,26</b>		5,2%
 ACS	0,26	<b>0,27</b>		3,9%
 Santander	0,26	<b>0,29</b>		4,0%
 enagas	0,13	<b>0,15</b>		6,4%
 Viscofan	4,62	<b>4,88</b>		3,1%
 DIA	0,20	<b>0,23</b>		5,2%
 REPSOL	0,74	<b>0,83</b>		5,5%
 ferrovial	1,07	<b>1,15</b>		4,3%
 ACERINOX	0,15	<b>0,18</b>		4,2%
 Icciona	0,17	<b>0,38</b>		4,8%
 Telefónica	0,35	<b>0,40</b>		4,8%
 endesa	0,15	<b>0,16</b>		7,2%
 gasNatural	0,06	<b>0,13</b>		5,6%
 TECNICAS REUNIDAS	0,10	<b>0,12</b>		5,3%